


USER MANUAL

T 118

AM / FM Tuner

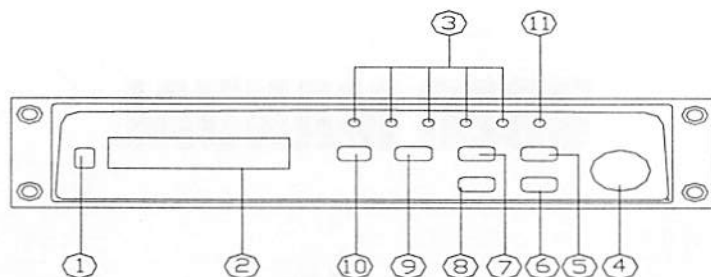


GROMMES-PRECISION ELECTRONICS 1331 ESTES, GURNEE IL
60031

1-800-746-2346 www.grommesprecision.com


STEREO AM/FM RADIO PLAYER

Front Panel:



1	Power Switch- Tuner Module	2	Tuner LCD Display
3	Memory Key - M1 ~ M5	4	LEVEL Volume
5	Memory Up	6	Radio Station - Tuning Up
7	Memory Set	8	Radio Station - Tuning Down
9	BAND - AM / FM Options	10	Sleep Switch
11	Memory +5		

Rear Panel:



1	AC power input socket	2	AC fuse holder
3	Earth Ground Connection Screw	4	Voltage Selection Screw
5	DC Power Supply Terminals	6	MOH output terminals
7	MOH volume control	8	FM Antenna Input Connector
9	AM Antenna Input Terminal	10	RCA Line Output Connector

Included:

- AM Antenna Set
- FM Antenna Wire

GROMMES-PRECISION ELECTRONCS 1331 ESTES, GURNEE IL
60031

1-800-746-2346 www.grommesprecision.com

OPERATION :

POWER ON / OFF

- Press "POWER" to switch on/off Tuner
- Press " POWER " on for the tuner module. The tuner power must be on for output to be made.

TUNER SECTION

- Press " BAND" to select FM or AM frequencies.
- Press "+" or "-" (UP and DOWN) to select a channel. Press "+" or "-" for over 3 seconds, and the unit will enter into automatic scan, searching radio, function. After a station is received the unit will stop automatically and start to play.
- Select Radio Channel Memory function,

Station Memories of 20: FM x 10 / AM x 10

The individual 10 presets memory functions in AM & FM.

First press "MEMORY", second press "M1", and third press "MEMORY" as M1 memory is set. To set M6 through M10 press "MEMORY" and then press "M+5", press "M1" press "MEMORY" and M6 will be set. Presets 6 through 10 are set in this fashion.

- Sleep Function

Press "SLEEP" to set up when tuner is on. The maximum time setting is 90 minutes, and the "turn-off" will be reduced 10 minutes every time the sleep switch is pressed. Press the tuner module power switch to turn back on. Once the sleep function has been set up, and you need to cancel it press "SLEEP" and it will cancel the function.

LEVEL VOLUME

- "LEVEL" adjusts volume for the line output. This also adjusts the MOH output.
- The MOH volume control, rear panel, will only adjust the amplified output.

RADIO TUNING RANGE

FM 87.5 MHz – 108 MHz / AM 530 KHz – 1720 KHz

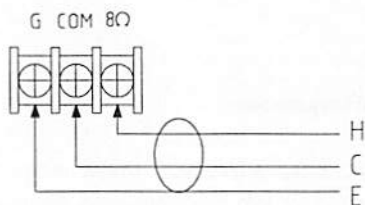
GROMMES-PRECISION ELECTRONCS 1331 ESTES, GURNEE IL
60031

1-800-746-2346 www.grommesprecision.com 3

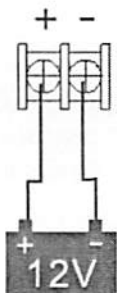
CONNECTION :

MOH output terminals

The amplifier's MOH output is $1w/8\Omega$



DC 12V terminals



Specifications:

Model	T 118
Power Supply	AC 115/230V 50/60Hz, DC 12V
TUNING RANGE	FM:87.5~108MHz AM: 530~1720KHz
ANT INPUT	FM: 75W Unbalance AM: High Impedance Jack
Total Harmonic Distortion	<= 1 % @ 1 KHz
Sensitivity	RCA Jack (Unbalanced)@ 330 ohm
Frequency Response	50Hz ~ 15KHz +/-3dB
Output	0.775V RCA Line; 1W at 8 Ohm
Signal To Noise Ratio	FM 60 dB, AM 45 dB
DC Power Consumption	1.5A @ Rated Power
AC Power Consumption	10W @ Rated Power
Dimension	1.73" (H) x 19"(W) x 9.45(D)
Weight	12.2 lbs 5.5 KGS
Mounting	19" RACK